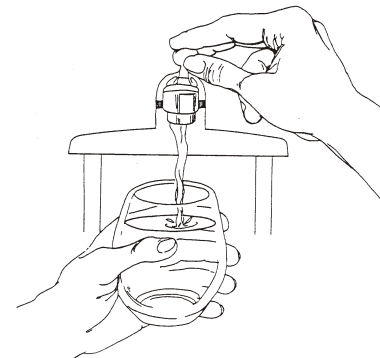


2013 Water Quality Report for Village of Kaleva

This report covers the drinking water quality for the Village of Kaleva for the calendar year 2013. This information is a snapshot of the quality of the water that we provided to you in 2013. Included are details about where your water comes from, what it contains, and how it compares to Environmental Protection Agency (EPA) and state standards.

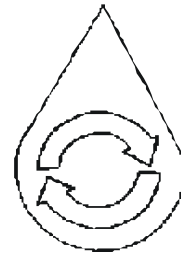
Your water comes from three (3) groundwater wells located on Walta St., Osmo St., and Vesi St.. The State did not performed an assessment of our source water in 2013. We have a completed wellhead protection program in effect. Our wells get the water from a confined aquifer. Our program relies on education and zoning regulations with the co-operation with Maple Grove township and their zoning regulations.

- **Contaminants and their presence in water:** Drinking Water, **including bottled water**, may reasonably be expected to contain at least small amounts of some contaminants. The presence of contaminants does not necessarily indicate that water poses a health risk. More information about contaminants and potential health effects can be obtained by calling the **EPA's Safe Drinking Water Hotline (800-426-4791)**.
- **Vulnerability of sub-populations:** Some people may be more vulnerable to contaminants in drinking water than the general population. Immuno-compromised persons such as persons with cancer undergoing chemotherapy, persons who have undergone organ transplants, people with HIV/AIDS or other immune systems disorders, some elderly, and infants can be particularly at risk from infections. These people should seek advice about drinking water from their health care providers. EPA/CDC guidelines on appropriate means to lessen the risk of infection by Cryptosporidium and other microbial contaminants are available from the Safe Drinking Water Hotline (800-426-4791).
- **Sources of drinking water:** The sources of drinking water (both tap water and bottled water) include rivers, lakes, streams, ponds, reservoirs, springs, and wells. Our water comes from wells.

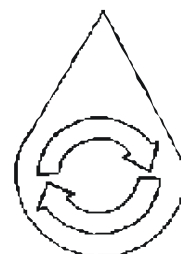


As water travels over the surface of the land or through the ground, it dissolves naturally-occurring minerals and, in some cases, radioactive material, and can pick up substances resulting from the presence of animals or from human activity.

- Contaminants that may be present in source water include:
 - * **Microbial contaminants**, such as viruses and bacteria, which may come from sewage treatment plants, septic systems, agricultural livestock operations and wildlife.
 - * **Inorganic contaminants**, such as salts and metals, which can be naturally-occurring or result from urban stormwater runoff, industrial or domestic wastewater discharges, oil and gas production, mining or farming.
 - * **Pesticides and herbicides**, which may come from a variety of sources such as agriculture and residential uses.
 - * **Radioactive contaminants**, which can be naturally occurring or be the result of oil and gas production and mining activities.
 - * **Organic chemical contaminants**, including synthetic and volatile organic chemicals, which are by-products of industrial processes and petroleum production, and can also come from gas stations, urban stormwater runoff, and septic systems.



In order to ensure that tap water is safe to drink, EPA prescribes regulations that limit the amount of certain contaminants in water provided by public water systems. Food and Drug Administration regulations establish limits for contaminants in bottled water which provide the same protection for public health.



Water Quality Data

The table below lists all the drinking water contaminants that we detected during the 2013 calendar year. The presence of these contaminants in the water does not necessarily indicate that the water poses a health risk. Unless otherwise noted, the data presented in this table is from testing done January 1 – December 31, 2013. The State allows us to monitor for certain contaminants less than once per year because the concentrations of these contaminants are not expected to vary significantly from year to year. All of the data is representative of the water quality, but some are more than one year old.

Terms and abbreviations used below:

1. **Maximum Contaminant Level Goal (MCLG):** The level of a contaminant in drinking water below which there is no known or expected risk to health. MCLGs allow for a margin of safety.
 2. **Maximum Contaminant Level (MCL):** The highest level of a contaminant that is allowed in drinking water. MCLs are set as close to the MCLGs as feasible using the best available treatment technology.
 3. **Maximum Residual Disinfectant Level (MRDL):** The highest level of a disinfectant allowed in drinking water. There is convincing evidence that addition of a disinfectant is necessary for control of microbial contaminants.
 4. **Maximum Residual Disinfectant Level Goal (MRDLG):** The level of a drinking water disinfectant below which there is no known or expected risk to health. MRDLGs do not reflect the benefits of the use of disinfectants to control microbial contaminants.
1. **N/A:** Not applicable **ND:** not detectable at testing limit **ppb:** parts per billion or micrograms per liter **ppm:** parts per million or milligrams per liter **pCi/l:** picocuries per liter (a measure of radioactivity).
 2. **Action Level:** The concentration of a contaminant which, if exceeded, triggers treatment or other requirements that a water system must follow.

Samples Collected at the Wellhouse:

Regulated Chemical Contaminants	MCL	MCLG	Our Water	Sample Date	Violation Yes / No	Typical Source of Contaminants
Arsenic (ppb) ¹	10	0	nd	5/7/09	no	Erosion of natural deposits
Barium (ppm)	2	2	0.05	5/7/09	no	Discharge of drilling wastes; Erosion of natural deposits
Chromium (ppb)	100	100	nd	5/7/09	no	Erosion of natural deposits
Fluoride (ppm)	4	4	0.3	5/8/13	no	Erosion of natural deposits
Mercury (mg/L)	.002	0	nd	5/7/09	no	

¹ These arsenic values are effective January 23, 2006. Until then, the MCL is 50 ppb and there is no MCLG.

Radioactive Contaminants	MCL	MCLG	Our Water	Sample Date	Violation Yes / No	Typical Source of Contaminants
Alpha Emitters (pCi/L)	15	0	.9	6/20/13	no	Erosion of natural deposits
Combined radium 226 / 228 (pCi/L)	5	0	.6	11/14/03	no	Erosion of natural deposits

Unregulated Chemical Contaminants ²	Our Water	Sample Date	Violation Yes / No	Typical Source of Contaminants
Sodium (ppm)	46	5/8/13	N/A	Erosion of natural deposits
Sulfate (ppm)	15	5/8/13	N/A	Erosion of natural deposits

² Unregulated contaminants are those for which EPA has not established drinking water standards. Monitoring helps EPA to determine where certain contaminants occur and whether it needs to regulate those contaminants.

Samples Collected in the Distribution System:

Contaminants Subject to an Action Level	Action Level, MCL, or MRDL	Our Water	Sample Date	Number of Samples Above AL	Typical Source of Contaminants
Lead (ppb) ³	AL = 15	0.0071	8/16/12	none	Corrosion of household plumbing systems; Erosion of natural deposits
Copper (ppm) ³	AL = 1.3	0.80	8/17/12	none	Corrosion of household plumbing systems; Erosion of natural deposits; Leaching from wood preservatives
Total Trihalomethanes (ppb)	MCL = 80	0.0011	9/17/12	none	Disinfection byproduct
Haloacetic Acids (ppb)	MCL = 60	ND	9/14/12	none	Disinfection byproducts
Free (or Total) Chlorine Residual (ppm) ⁴	MRDL = 4.0 MRDLG = 4	1.28	Monthly	N/A	Disinfectant added to control microbes

³ 90 percent of the samples collected were at or below the level reported for our water.

⁴ The MRDL and MRDLG are effective January 1, 2004. Compliance is based on an annual average.

Microbial Contaminants	MCL	MCLG	Positive Samples	Violation Yes / No	Typical Source of Contaminants
Total Coliform Bacteria	1 positive monthly sample (5% of monthly samples positive)	0	none	no	Naturally present in the environment
Fecal Coliform and <i>E. coli</i>	Routine and repeat samples are total coliform positive, and one is also fecal or <i>E. coli</i> positive	0	none	no	Human and animal fecal waste

Monitoring and Reporting Requirements: The State and EPA require us to test our water on a regular basis to ensure its safety. We met all the monitoring and reporting requirements for 2013.

For more information, please contact the Department of Environmental Quality at 1-231-775-3960, Extension 6393.

Please share this information with all the other people who drink this water, especially those who may not receive this notice directly (for example, people in apartments, nursing homes, schools, and businesses).

More information about your drinking water is available from the EPA Office of Water homepage at www.epa.gov/safewater/dwinfo.html

We will update this report annually and will keep you informed of any problems that may occur throughout the year, as they happen. Copies are available at the Village of Kaleva office, 9219 Aura St. On Tuesday and Thursday during regular business hours.

We invite public participation in decisions that affect drinking water quality. The village council meets on the third Monday of each month at 7:p.m.. For more information about your water, or the contents of this report,

contact Rick Schafer at 362-3366. For more information about safe drinking water, visit the U.S. Environmental Protection Agency at www.epa.gov/safewater/.